



2025 Maximus Virtual Benefits Fair

Attendee Event Guide for SCA Employees


Table of Contents

- Welcome to the Maximus Virtual Benefits Fair
- Window View
- Virtual Briefcase
- Lobby
- Questions Room
- Auditorium
- Wellbeing Room
- Vendor Hall
- Vendor Booths
- How to Watch Videos & Pre-recorded Webinars
- Technical Support

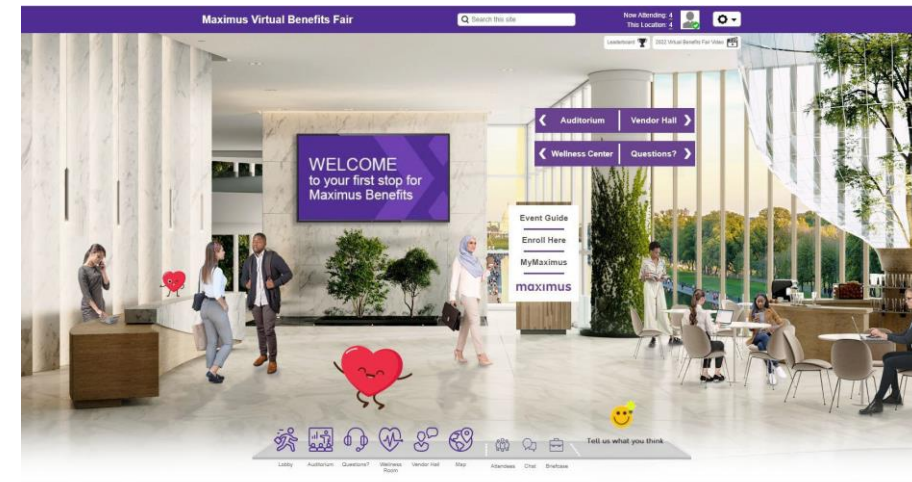
Welcome to the Maximus Virtual Benefits Fair

Follow this guide for an overview of features, important information, instructions, and best practices to make the most of your virtual experience.

To access the Virtual Benefits Fair, visit maximus.com/sca-benefits:



- Be sure to read the Welcome message and Terms and Conditions
- Select **Click Here to Register**
- Enter your Maximus email address
- Fill in other fields as prompted
- Under **Terms and Conditions**, select **Yes** (this allows others to see you and communicate with you within the Fair site)
- Click on **Submit**, and you are ready to explore
- Note: Chrome, Edge, Firefox, and Safari are the most stable and consistent browsers.

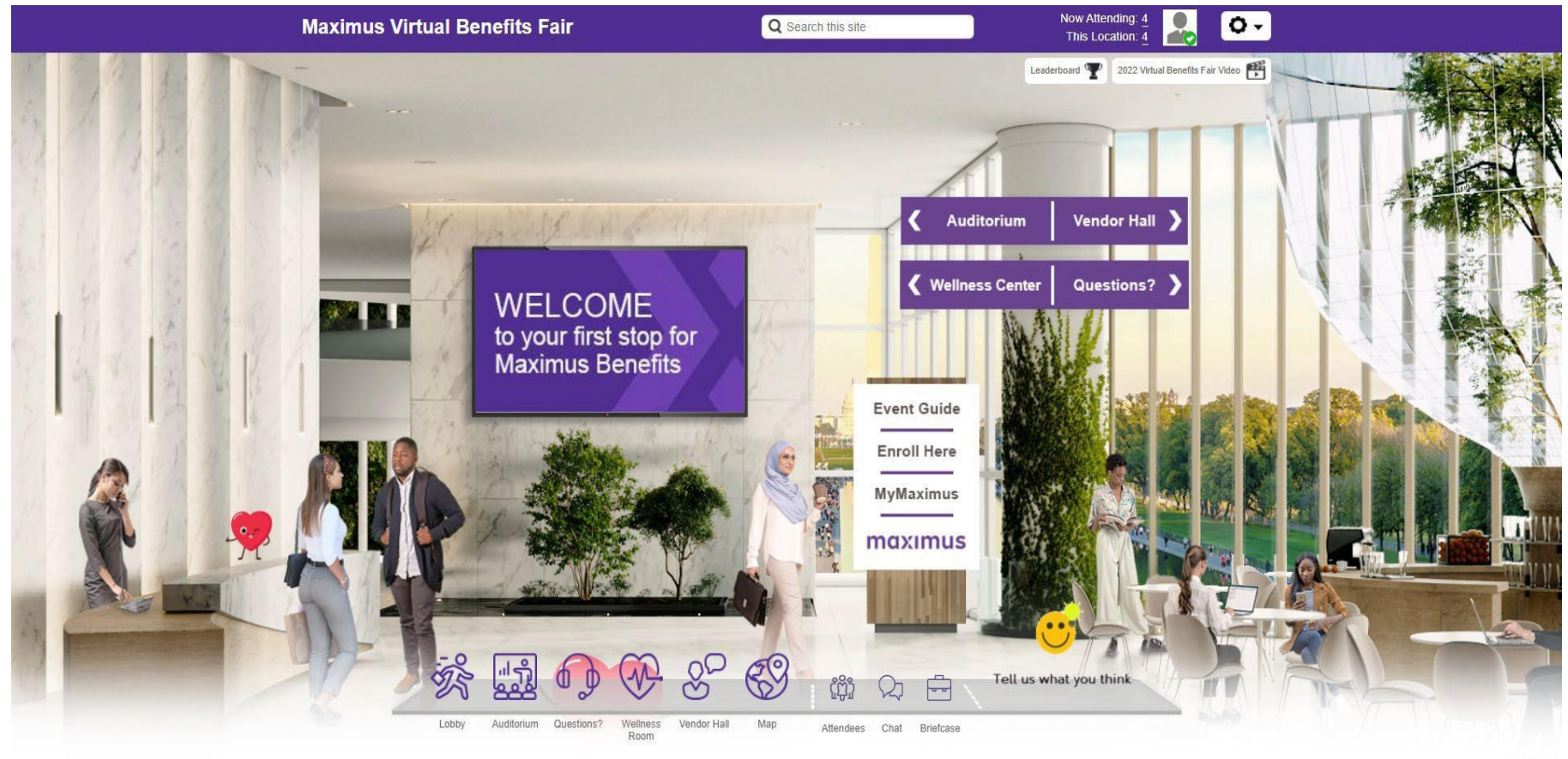
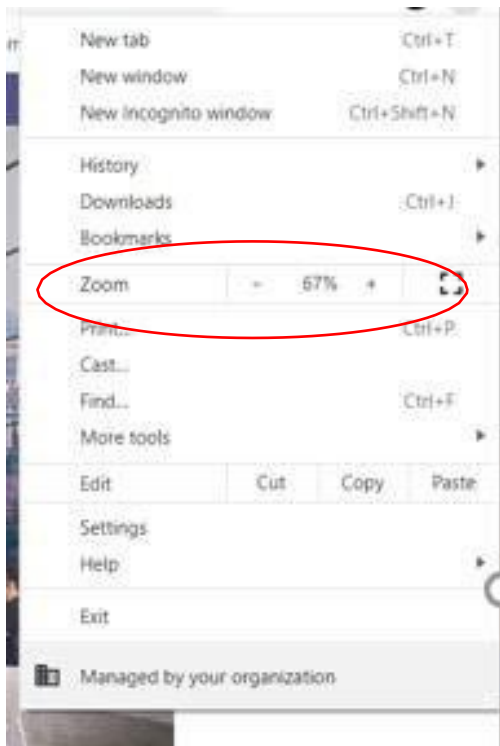


Open 24 hours a day, 7 days a week!

You are now in the Virtual Benefits Fair!

Window View

- If the scene isn't fitting properly in the window, try adjusting the zoom.



Virtual Briefcase

- Collect items or documents as you explore the fair and save them to view, share, or download later.
- You can find the virtual briefcase on the navigation bar at the bottom of your screen.



Lobby

- From the Lobby, you can access any room and space using the signs shown to the right
- You can also access from the Navigation bar as well.



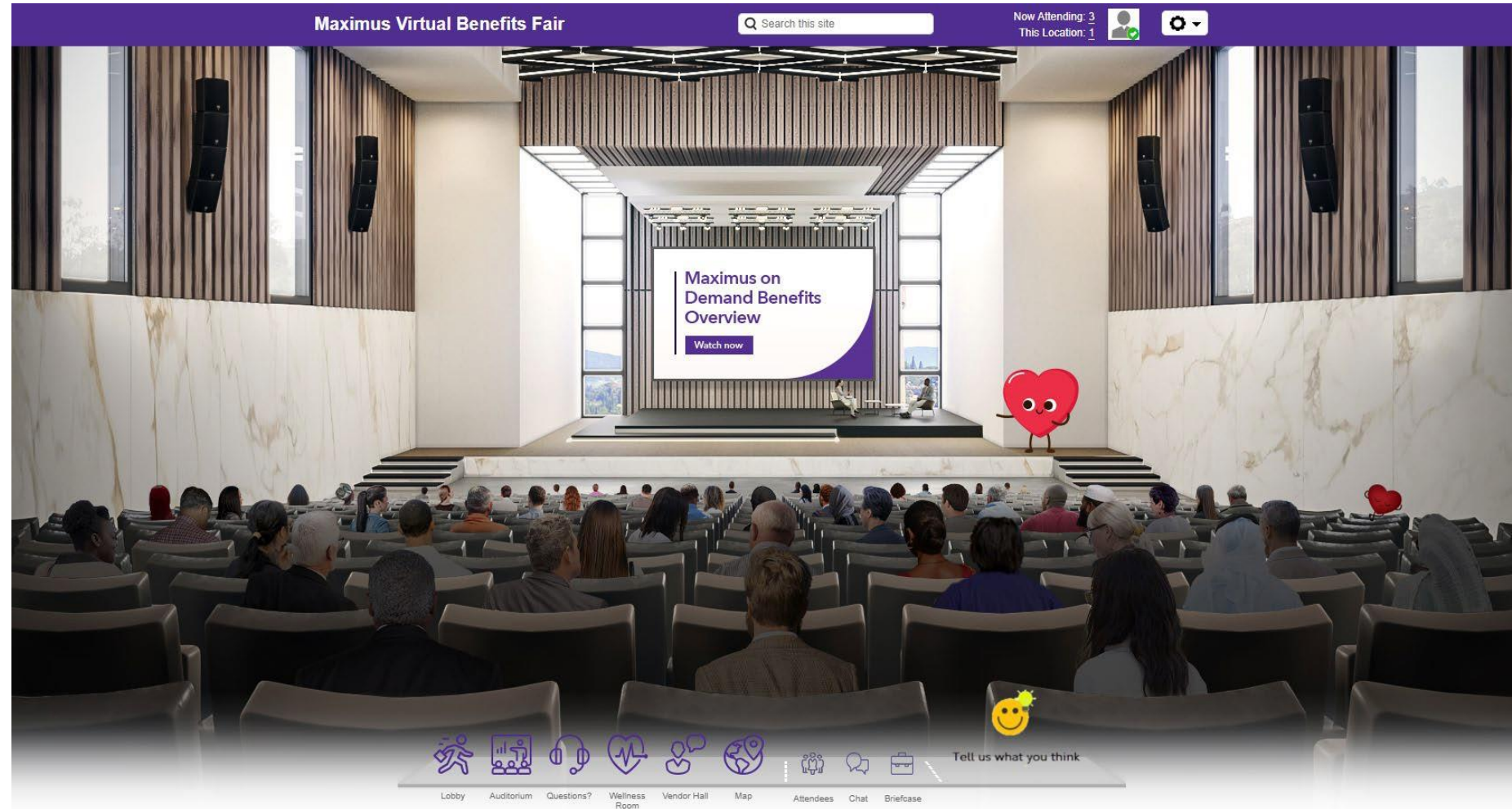
Questions Room



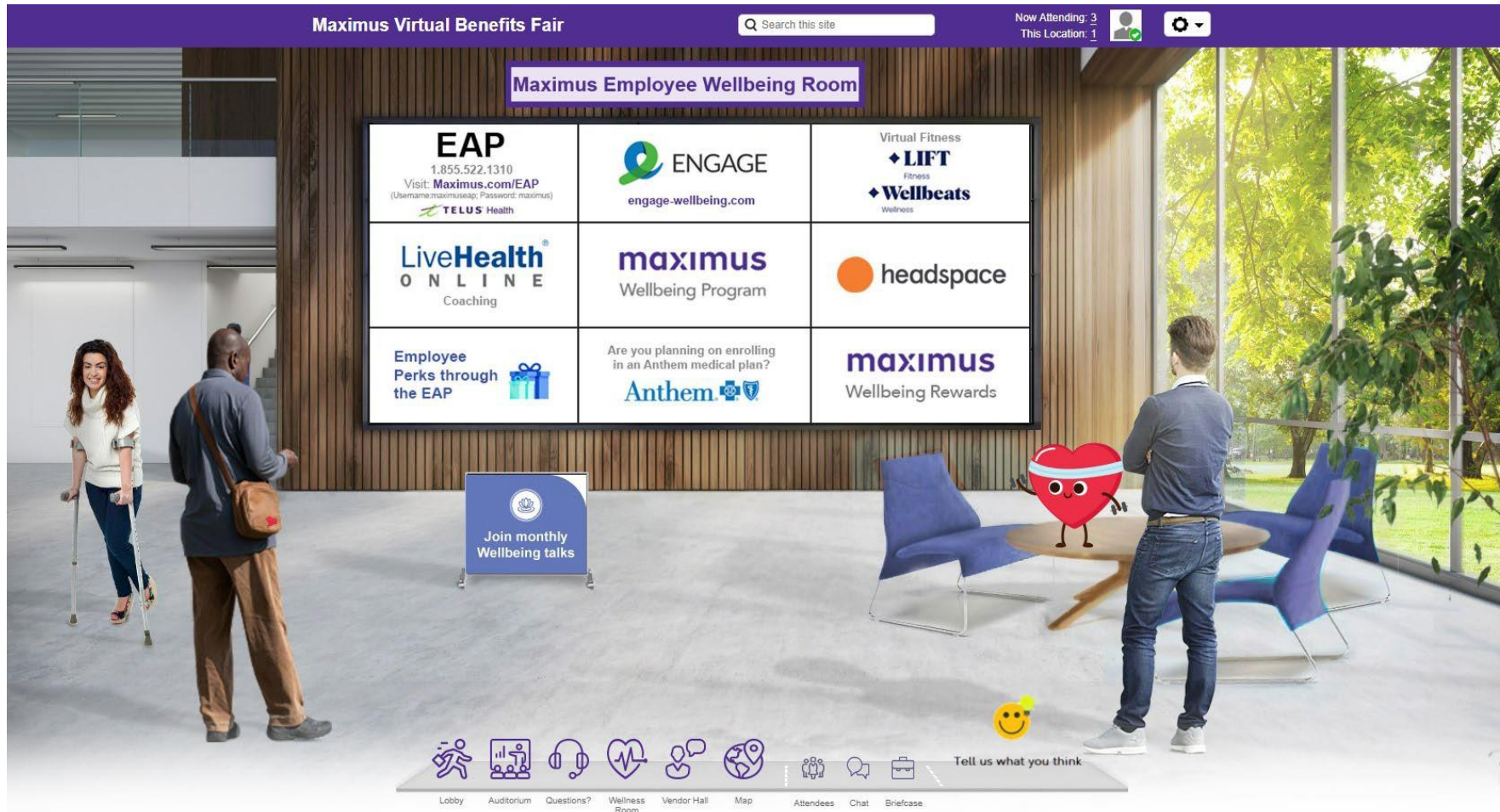
- Access benefits resources and enrollment information here

Auditorium

- In the Auditorium you will find helpful videos about your benefits and view pre-recorded webinars.




Wellbeing Room



- Here, you can access wellness resources.
- For information on all Maximus wellness programs, visit:

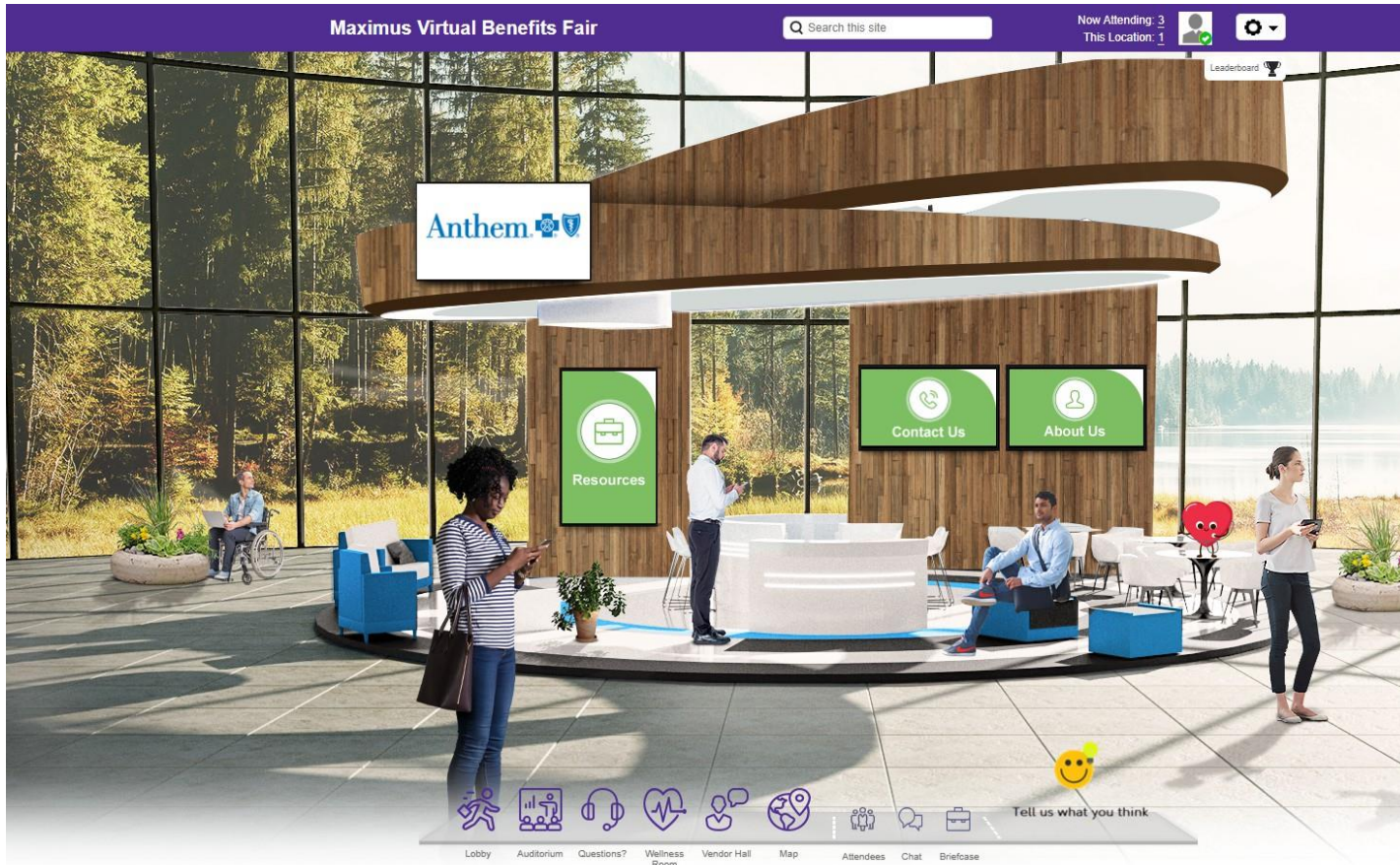
[MyWellness-Maximus.com](https://www.mywellness-maximus.com)

Vendor Hall



- Visit vendor booths by clicking their logo on the Vendor Hall wall.

Vendor Booths



Each vendor booth provides access to resources.

1. Click content screens within a vendor booth to access documents, videos, links and other assets.
2. Don't forget to let us know about your experience at the fair!

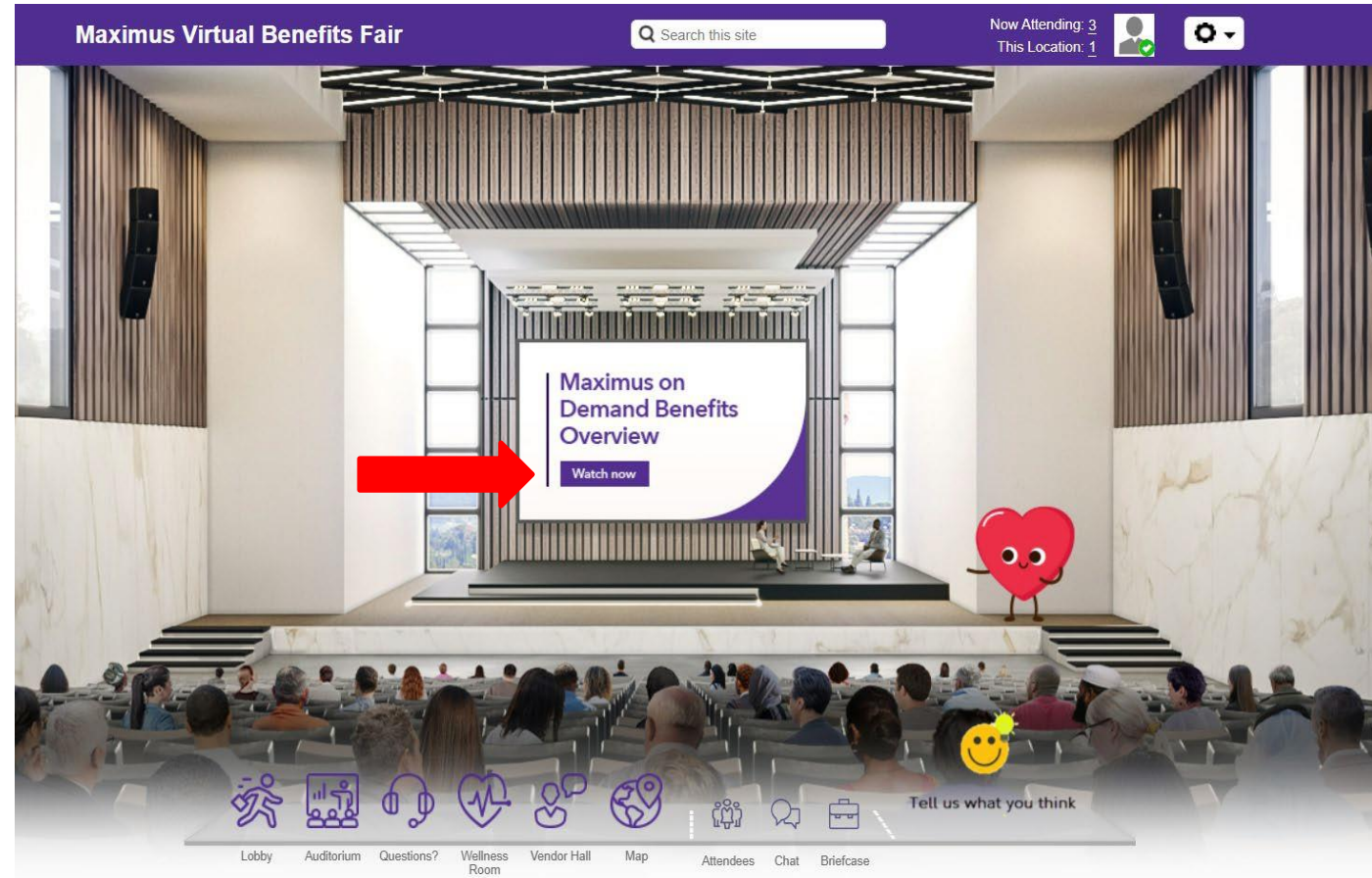


How to Watch Pre-recorded Webinars

At your convenience, you can watch pre-recorded videos from our benefit vendors to get the most detailed information about your future benefits.

To view the videos available, please click on the Watch Now button in the middle of the screen. A new window will open with the available videos.

If you find something that interests you and you would like to reference it later, click on the briefcase to add it your personal watch list.



Technical Support FAQs

Q1. How do I register for the fair?

- To access the Virtual Benefits Fair, visit maximus.com/sca-benefits.
- Be sure to read the Welcome message and Terms and Conditions
- Select **Click Here to Register**
- Enter your Maximus email address
- Fill in other fields as prompted
- Under **Terms and Conditions**, select **Yes** (this allows others to see you and communicate with you within the Fair site)
- Click on **Submit**, and you are ready to explore

Q2. If I close out of the fair, how do I return another time?

Return to the fair login page. Once on that page, enter your Maximus email address under Already Registered? You can visit the fair as often as you'd like while it is open.

Q3. What if I forget to close out of the fair or my browser?

That's ok. You will continue to show as "attending" the fair in the attendees list. It's generally a good idea to close a browser when you are done visiting a website.

Q4. Can I visit the fair as often as I'd like?

Yes. The fair is open 24 hours a day, 7 days a week. You can attend any time and as often as you'd like.

Technical Support FAQs

Q5. Can I attend the Maximus Virtual Benefits Fair from my tablet or phone?

Yes, attendees can experience the full fair from a tablet or smart phone/device. Laptops, computers (Mac or PC), smart-phones and/or tablets (Android or ISO) are all supported.

Q6. What browsers are supported?

This is a virtual, browser-based experience. If you're using an older or unsupported operating system, internet browser, such as Internet Explorer, or version of Flash, you may experience decreased performance. **We recommend Chrome or Firefox as the most stable and consistent browsers for accessing the virtual environment.**

Q7. How do I navigate from room to room or throughout the fair ?

After entering the fair, you will be taken directly to the lobby. Here you can visit any area of the fair by clicking on the icons in the navigation bar at the bottom of the screen or the "doorways" (signs to each room). The navigation bar will always appear at the bottom of your screen to directly navigate to other areas of the site.

Technical Support FAQs

Q9. What if I have problems accessing the fair or navigating inside the fair?

First, check your internet connection. If you are having issues returning to the fair, try to re-enter your Maximus email address. If you continue to experience technical difficulties with the application or the environment, please contact our support desk by sending an email to support@6connex.com

Q10. How do I navigate from room to room or throughout the fair ?

After entering the fair, you will be taken directly to the lobby. Here you can visit any area of the fair by clicking on the icons in the navigation bar at the bottom of the screen or the “doorways” (signs to each room). The navigation bar will always appear at the bottom of your screen to directly navigate to other areas of the site.

Q11. What if I have problems accessing the fair or navigating inside the fair?

First, check your internet connection. If you are having issues returning to the fair, try to re-enter your Maximus email address. If you continue to experience technical difficulties with the application or the environment, please contact our support desk by sending an email to support@6connex.com